

TOP X

The drainage channel for private driveways, courtyards, patios and gardens.





TOP X

The drainage channel for private driveways, courtyards, patios and gardens.

1 Requirements

Drainage channels in private areas must

- continually withstand daily loads
- be easy to transport and simple to install
- be resistant to environmental effects (frost, heat and moisture)
- be visually pleasing

2 Application areas

- predominately private areas
- garage entrances
- courtyard areas
- terraces
- gardens
- parks

3 Solution

Because of this the new TOP X channels are very suitable for the drainage of private areas

- high stability and functionality
- low weight
- preformed supports for simple pipe connection
- gratings made of recycled composite, galvanised steel or stainless steel





**RECYFIX®
PRO**

**RECYFIX®
PLUS**

**RECYFIX®
STANDARD**

Facade Drainage

**SLOTTED
CHANNELS**

**RECYFIX® POINT
FASERFIX® POINT**

**RECYFIX®
GREEN**

LINEFIX

TOP X

YOUR BENEFITS WITH TOP X

NUMEROUS DESIGN POSSIBILITIES

- channels and accessories in black or silver
- different grating designs: recycled composite, galvanised steel or stainless steel

= **DESIGN FLEXIBILITY**



LOW WEIGHT ENSURES EASY HANDLING ON SITE

- significantly lighter than channels made of mineral material
- especially easy to transport and process

= **COST SAVINGS**



HIGH-QUALITY MATERIAL

- robust and unbreakable
- elastic and especially resistant recycled composite
- withstands the passage of cars

= **QUALITY & PERFORMANCE ASSURED**



QUICK INSTALLATION

- easy to process
- tongue and groove system for immediate laying
- direct paving possible

= **COST SAVINGS**



LOCKING MECHANISM

- boltless locking by safe clamping

= **PERFORMANCE ASSURED**



ROUND CHANNEL

- better hydraulic performance

= **PERFORMANCE ASSURED**




IDEAL FOR ...

applications such as private driveways, courtyards, patios and gardens.

1

Boltless locking
by safe clamping



TOP X

The drainage channel for private driveways, courtyards, patios and gardens.

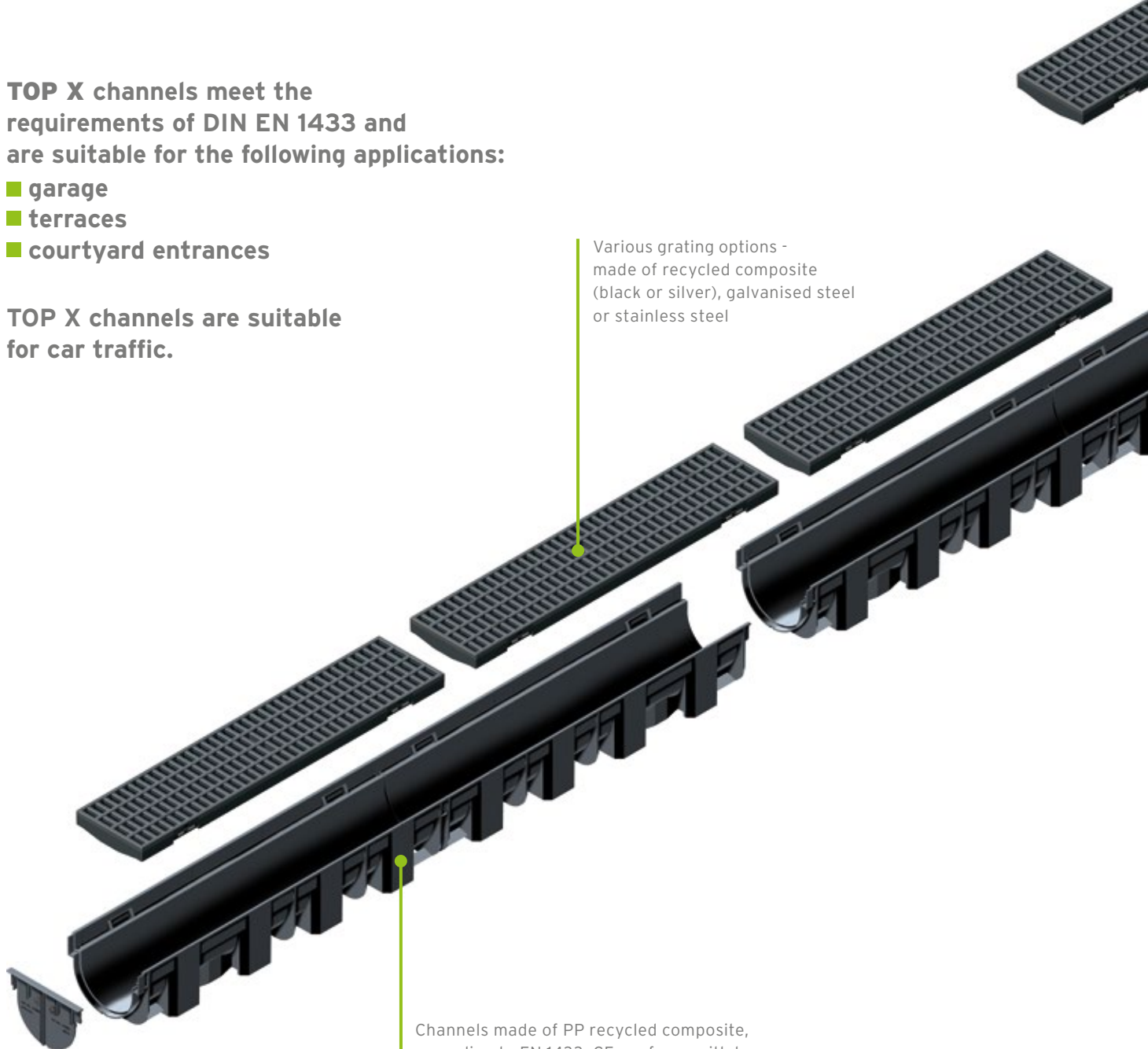
TOP X channels meet the requirements of DIN EN 1433 and are suitable for the following applications:

- garage
- terraces
- courtyard entrances

TOP X channels are suitable for car traffic.

Various grating options - made of recycled composite (black or silver), galvanised steel or stainless steel

Channels made of PP recycled composite, according to EN 1433, CE-conform, with tongue and groove connection for exact installation



Gratings made of recycled composite or stainless steel are 100% corrosion free.



TOP X universal box can be used as corner unit or trash box with or without foul air trap

Various connection possibilities through channel or universal box with or without leaf collector and foul air trap

Closed end caps

Complete accessories with assembly instruction: (available in black or silver)

for TOP X channel		for TOP X universal box		
<p>Connection set for channel with end caps, adapter, black, including assembly instruction, Item No. 44340</p>	<p>Connection set for channel with end caps, leaf trap, adapter, foul air trap, black, including assembly instruction, Item No. 44343</p>	<p>TOP X universal box as corner unit, including assembly instruction Item No. 44360</p>	<p>TOP X universal box, black, with connection set, end caps, leaf trap, foul air trap, including assembly instruction Item No. 44346</p>	<p>Foul air trap for TOP X universal box, Item No. 44349</p>

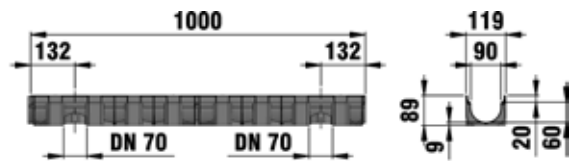
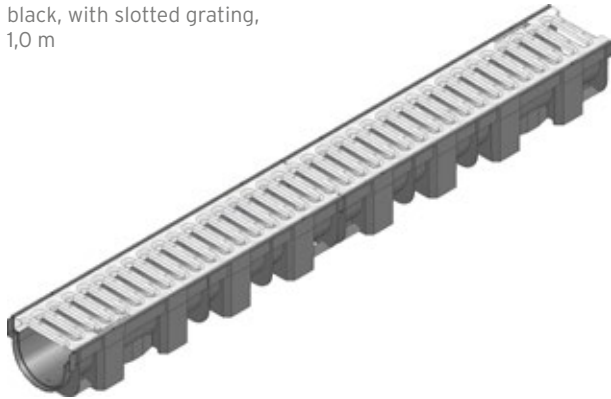
- RECYFIX® PRO
- RECYFIX® PLUS
- RECYFIX® STANDARD
- Facade Drainage
- SLOTTED CHANNELS
- RECYFIX® POINT FASERFIX® POINT
- RECYFIX® GREEN
- LINEFIX
- TOP X

TOP X

Combi article

TOP X, Combined article, composite channel with grating, class A 15

black, with slotted grating,
1,0 m



	Length mm	Width mm	Height mm	Internal channel cross-sect. cm ²	Intake cross-sect. cm ² /m	Weight kg	Item-No. galvanised	Item-No. stainless steel
black, with slotted grating, 1,0 m	1000	119	89	45	256	2,03	44300	44303
silver, with slotted grating, 1,0 m	1000	119	89	45	256	1,90	44332	44333
black, with mesh grating MW 8/21 mm, made of PP, black, 1,0 m	1000	119	89	45	509	1,63	44320	-
silver, with mesh grating MW 8/21 mm, made of PP, silver, 1,0 m	1000	119	89	45	509	1,62	44325	-
black, with slotted cover, made of PP, black, 1,0 m	1000	119	-	-	-	1,55	44335	-

The quality of stainless steel material corresponds to CNS 1.4301 or CNS 1.4307.

TOP X

Accessories

TOP X, accessories



TOP X universal box as corner unit, black, inclusive assembly instruction



Connection set for channel with 2 end caps, adapter, silver, inclusive assembly instruction



Connection set for channel with 2 end caps, adapter, foul air trap, silver, inclusive assembly instruction



TOP X universal box, black, with connection set, end caps, leaf trap, foul air trap, inclusive assembly instruction

	Length mm	Width mm	Height mm	Weight kg	Item No.
TOP X universal box as corner unit, black, inclusive assembly instruction	137	137	125	0,25	44360
TOP X universal box as corner unit, silver, inclusive assembly instruction	137	137	125	0,24	44365
Connection set for channel with 2 end caps, adapter, black, inclusive assembly instruction	-	-	-	0,13	44340
Connection set for channel with 2 end caps, adapter, silver, inclusive assembly instruction	-	-	-	0,13	44341
Connection set for channel with 2 end caps, leaf trap, adapter, foul air trap, black, inclusive assembly instruction	-	-	-	0,55	44343
Connection set for channel with 2 end caps, adapter, foul air trap, silver, inclusive assembly instruction	-	-	-	0,47	44344
TOP X universal box, black, with connection set, end caps, leaf trap, foul air trap, inclusive assembly instruction	-	-	-	0,72	44346
TOP X universal box, silver, with connection set, end caps, leaf trap, foul air trap, inclusive assembly instruction	-	-	-	0,72	44347
Foul air trap for TOP X universal box	-	-	-	0,14	44349
TOP X access cover for slotted grating, galvanised	500	124	58	500	44390

RECYFIX®
PRO

RECYFIX®
PLUS

RECYFIX®
STANDARD

Facade Drainage

SLOTTED
CHANNELS

RECYFIX® POINT
FASERFIX® POINT

RECYFIX®
GREEN

LINEFIX

TOP X

TOP X

Quick and easy installation




Produce trench in which to lay channel with frost resistant sub base.



Fill with concrete and compress to foundation.




Produce connection openings.



Fit accessories.



Lay channels.



Haunch the concrete.



Install surface coating.



TOP X installation videos.